

MODEL 261 series

Alternating Relays



- Solid-state Reliability
- Heavy-duty Contact Rating
- Optional Load 1-Load 2 Toggle
- UL Recognized; CSA Certified



DESCRIPTION

The **Model 261 series Alternating Relay** is designed for duplex pumping systems where it is desirable to equalize pump run time. The solid state alternating circuit drives an internal electromechanical relay. A continuous power source and control switch are required.

The control switch (float, pressure or other isolated contact) is connected between the L1 terminal and the control terminal. Each time the control switch is opened the output contacts will change states. Indicator lights on the case show the internal relay status.

On the optional toggle switch versions, the toggle switch is set to the **NORMAL** position. Setting the switch to Load 1 or Load 2 will lock the relay in position, preventing alternation.

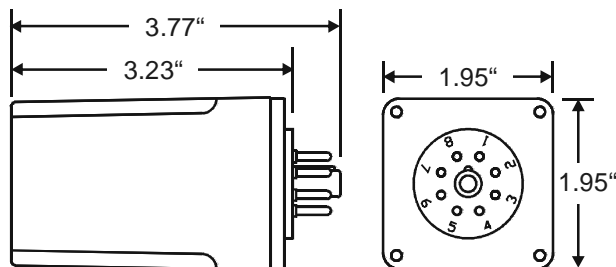
SPECIFICATIONS

MODEL	261 x (T) - xxx			
Supply Voltage	12V AC/DC	24V AC/DC	120V AC/DC	240V AC/DC
Voltage Range	10 - 14V	20 - 28V	90 - 130V	180 - 250V
Max Voltage	15V	30V	140V	260V
Supply Current	0.1A	0.05A	0.01A	0.01A
Control Current	0.001 amp			
Operating Duty	Continuous			
Min. Cycle Time	100 msec			
Contacts	10A at 120VAC resistive			
Expected Relay Life	Mech: 10 million operations Elec: 100,000 operations at rated load			
Operating Temp	240V models: - 40° to +131° F All other models: - 40° to +140° F			
Humidity Tolerance	0 - 97% w/o condensation			
Mounting	261D: 11-pin socket * 261S or 261DX: 8-pin socket **			
Enclosure Material	ABS plastic			
Weight	4.3 oz.			
Agency Approvals	UL Recognized and CSA Certified			

*order 11-pin socket # 51X016

**order 8-pin socket # 51X120

DIMENSIONS - 261S or 261DX



*add 3/4" (0.75) for toggle clearance on applicable models

ORDERING INFORMATION

MODEL	RELAY POLES	TOGGLE	SUPPLY VOLTAGE
261	S=single pole	T	12 V AC/DC
	D=double pole		24 V AC/DC
	DX=dbl pole x-wired		120 V AC/DC
			240 V AC/DC
example: 261-DX-120 orders a 120V AC/DC; double-pole, x-wired Alternating Relay w/o the toggle option.			

Telephone: Main - (918) 438-1220
Sales - (800) 862-2875
Fax: (918) 437-7584

E-mail: sales@time-mark.com
Internet: http://www.time-mark.com



TIME MARK
CORPORATION

11440 East Pine Street
Tulsa, Oklahoma 74116

Doc No. 87A117 01/07
© 2007 TIME MARK CORPORATION

TIME MARK is a division of AEMT, Inc.

MODEL 261

Alternating Relays

READ ALL INSTRUCTIONS BEFORE INSTALLING, OPERATING OR SERVICING THIS DEVICE.
KEEP THIS DATA SHEET FOR FUTURE REFERENCE.

GENERAL SAFETY

POTENTIALLY HAZARDOUS VOLTAGES ARE PRESENT AT THE TERMINALS OF THE MODEL 261.
ALL ELECTRICAL POWER SHOULD BE REMOVED WHEN CONNECTING OR DISCONNECTING WIRING.
THIS DEVICE SHOULD BE INSTALLED AND SERVICED BY QUALIFIED PERSONNEL.

Installation Instructions

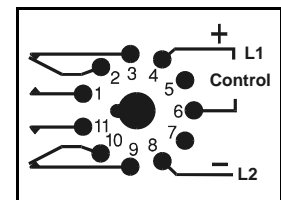
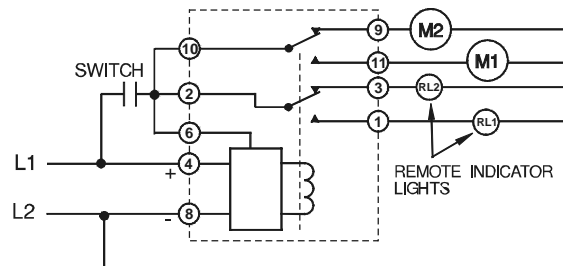
INSTALLATION

Connect wiring to the socket as indicated in the following examples.

The Model 261 series Alternating Relays are extremely versatile and can be used in many other configurations besides those shown. Any type of switch (float, pressure, etc.) can be used as the control switch; however, it must be connected as shown (from L1 to the control input) or the alternator will not function properly.

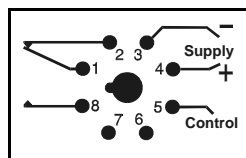
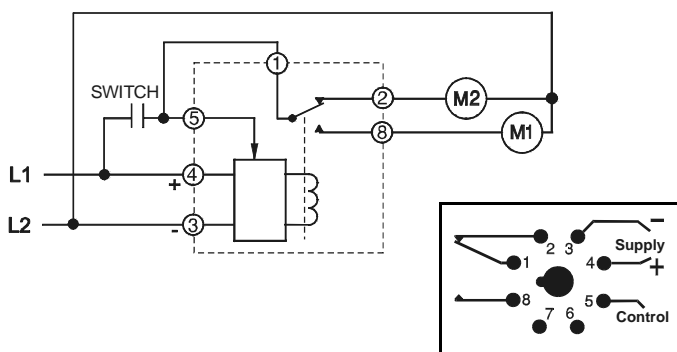
On Toggle Versions: For normal operation (alternating loads) set the toggle switch on the top of the case to the "normal" position. Setting the toggle switch to either "1" or "2" will lock the alternator in that position.

TYPICAL APPLICATION: 261D

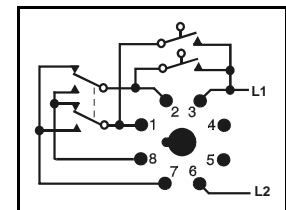
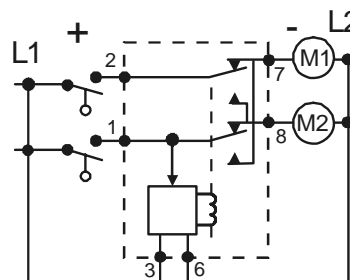


TYPICAL APPLICATION: 261S

NOTE: All drawings shown with no power applied.



TYPICAL APPLICATION: 261DX



TROUBLESHOOTING

Should the Model 261 fail to operate properly, check to see that voltage level and connections are correct and securely attached to equipment. Should problems persist, contact the factory at 800-862-2875 for assistance.

WARRANTY

The **Model 261 Alternating Relay** is warranted to be free from defects in materials and workmanship, and is covered by our exclusive **5-year Unconditional Warranty**. If this device fails to operate, for any reason, we will repair or replace it free, for five years from the date of purchase. Contact the Time Mark Sales department, Monday through Friday; 8 a.m. to 5 p.m., CST, for further details.

Telephone: Main - (918) 438-1220
Sales - (800) 862-2875
Fax: (918) 437-7584

E-mail: sales@time-mark.com
Internet: http://www.time-mark.com



11440 East Pine Street
Tulsa, Oklahoma 74116
Doc No. 87A117 01/07
© 2007 TIME MARK CORPORATION

TIME MARK is a division of  AEMT, Inc.